



1. What is your primary full time position?

		Response Total	Response Percent
Bus Driver		182	82%
Route Assistant		41	18%
		Total Respondents	223
		(skipped this question)	82

Apprehensive

Open Communication
Little Apprehensive

Mixed Feelings
Somewhat Apprehensive
Slightly Concerned
Somewhat Nervous

Ready

Scared

Up In The Air
Comfortable

Thankful
Terrified

Not Safe
Health Concern

Can't Get Safety Opinions

Love Being Safe At Home
Looking Forward To It
Adequate Safety Procedures In Place
Put Your Mask On And Wish To Be Safe
Everyone Will Not Follow Guidelines
I Understand

Safety Concerns
Excited

Safe

What I'd See
Safety Priority

Horrified

I Want To Feel Safe

Anxious

Nervous

Good

Finally Complete We're Safe
Ready To Go Back

Protected

Hope
Positive

Cost
Of
Uncertainty

Apprehensive

Not Good

Future Unknown

OKAYABLE

Unsure

Uncertain

Safety

Not Ready

Let's Roll

Uncomfortable
Frustrated

Concerned

Terrible
Precaution

Fine

Safety

Invested

Uncertainty
Fearful

Confused

Upset

Afraid

Fearful

Unprepared

Very Concerned

Stressed

No Confidence
Shouldn't Worry
I'm Not
My Health Safety

Disappointed
Concerned For Safety
Health Safety
Continuously Excited

Insecure

Sensible

Guarded

Overwhelmed

Hopeful





Optimistic

High Risk






Very Apprehensive

Confident



3. If safety procedures required that our break rooms had to be closed, please pick the option below that best describes how you would feel.

		Response Total	Response Percent
That would be a big problem for me.		33	15%
That would be a slight inconvenience for me.		67	31%
I don't really care about access to a break room.		37	17%
That would be no problem at all for me.		78	36%
		Total Respondents	215
			100%
			(skipped this question)
			90





4. How comfortable are you returning to work with the ISBE and IDPH guidelines in place? (masks, social distancing as much as possible, PPE, etc.)

		Response Total	Response Percent
Very Comfortable		25	11%
Comfortable		44	20%
Neutral		60	28%
Uncomfortable		57	26%
Very Uncomfortable		32	15%
		Total Respondents	218
			100%
			(skipped this question)
			87

10. Self certifying means if you come to work you are feeling good and have no covid-19 symptoms. What are your thoughts of self certifying daily?







		Response Total	Response Percent
I am confident everyone will take this step seriously		60	29%
I am only confident in myself taking this step		145	71%
		Total Respondents	205
		(skipped this question)	100

11. Do you have child care concerns for the first quarter?






		Response Total	Response Percent
Yes		23	11%
No		163	80%
Maybe		9	4%
I prefer not to answer		9	4%
		Total Respondents	204
		(skipped this question)	101

12. If you are not comfortable with returning to work, what are your main concerns?

Select all that apply.

		Response Total	Response Percent
I AM comfortable and ready to return under the current guidelines.		54	26%
The ability to socially distance at a reasonable amount.		61	29%
Students and staff adhering to the guidelines of mask wearing and social distancing.		106	51%
Students and staff properly self-certifying prior to coming to school.		87	42%
The ability for the buildings and buses to be properly cleaned and sanitized.		74	35%
My own health, or the health of someone in my care.		103	49%




13. Exposure is considered to be closer than 6 feet to a contagious person for more than 15 minutes. In the normal course of your day, including being on your bus, how difficult do you think it will be to stay out of that situation?

		Response Total	Response Percent
Very Easy		13	6%
Easy		24	12%
Neutral		53	25%
Difficult		66	32%
Very Difficult		52	25%
Total Respondents		208	100%
		(skipped this question)	97

14. If there is a need for additional PAID supervision for before school and during lunch, which if any, would you be interested in? (answer question as if you would receive your current pay rate)

		Response Total	Response Percent
None		57	29%
AM Supervision		11	6%
Lunch Supervision		21	11%
Recess		5	3%
Not applicable to my job title		104	53%
		Total Respondents	198
			100%
		(skipped this question)	107

15. What are your thoughts on using our buses to transport meals to students that are distance learning?

		Response Total	Response Percent
I am on board. This is a great way to utilize us.		141	74%
I don't think we should use our buses to transport meals.		29	15%
Not applicable to my job description		21	11%
Total Respondents		191	100%
(skipped this question)			114

16. Based on the current reopening plans, how well do you feel the following areas are addressed?

	Excellent	Good	Neutral	Fair	Poor	Response Total
Transportation	11.28% (22)	29.74% (58)	29.23% (57)	10.77% (21)	18.97% (37)	195
Health Screening and Certification	7.81% (15)	23.96% (46)	38.54% (74)	16.67% (32)	13.02% (25)	192
Social Distancing	8.81% (17)	26.42% (51)	35.23% (68)	16.06% (31)	13.47% (26)	193
PPE	11.7% (22)	30.32% (57)	34.57% (65)	14.36% (27)	9.04% (17)	188
Minimizing Contact	10.94% (21)	21.35% (41)	38.02% (73)	13.54% (26)	16.15% (31)	192
				Total Respondents		196
				(skipped this question)		109